


SAFETY TIPS: Before you begin


Assess the area. Look out for hazards and possible dangers.



Be prepared, be safe. Bring proper safety equipment and tools.



Be sure to have enough supervisors in your group.



Be prepared to sort items for garbage, recycling, and large items.



Arrange disposal. Call local government or private waste management company.




SAFETY TIPS: During your clean up

Supervise participants closely, do not let children go off alone.



Do not pick up dangerous items.



Watch for cars and be careful near roads.



Don't carry heavy items alone.




Wash your hands for 20 seconds.



SAFETY TIPS: For a Covid safe clean up

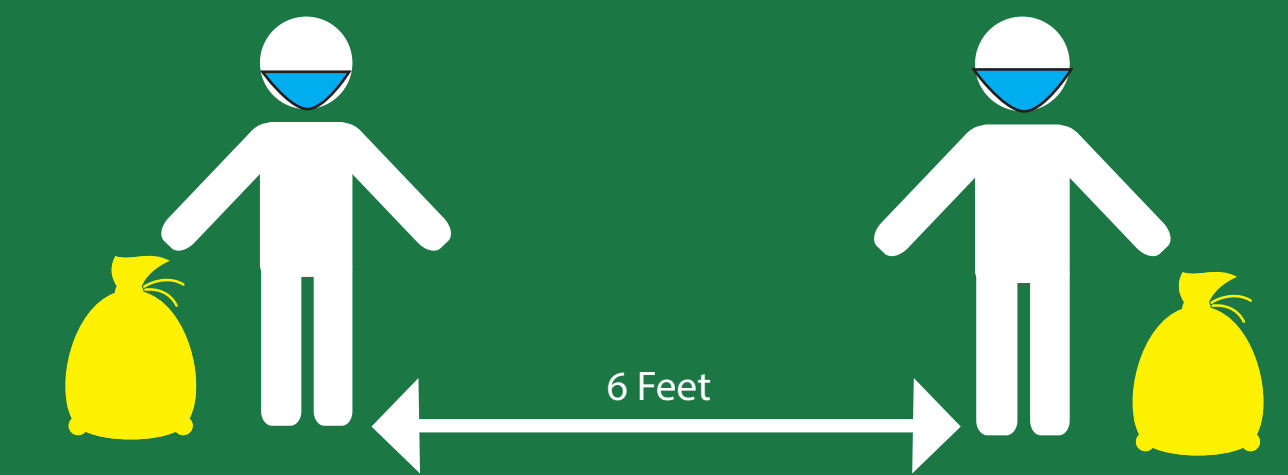
Wear a mask when in groups or high volume public places.



Be sure to use gloves or a litter picker to reduce risk of injury or infectious disease transmission.



Maintain social distancing at least 6 feet apart.



Do not participate in group activities if you feel unwell, have travelled outside the country within 14 days or been in contact with someone who has a confirmed case of COVID-19.

